


# CRÜZR SOLUTION STICKS™ INSTRUCTION MANUAL INDEX


## Contents

Page 2	PRODUCT WARNINGS
Page 2	WEIGHT LIMIT
Page 3	USE AND SAFE OPERATING WARNINGS
Page 4	COMPONENTS OF SOLUTION STICKS™
Page 4	USE AND SAFE OPERATING WARNINGS
Page 5-9	USE AND SAFE OPERATING WARNINGS
Page 9	AN IMPORTANT WORD ABOUT STAYING CONNECTED TO THE TREE AT ALL TIMES
Page 10	PROPER PLATFORM PLACEMENT
Page 11	INSPECTION AND MAINTENANCE
Page 12-14	INSTALLATION OF CRÜZR SOLUTION STICKS™
Page 15	SAFELY CLIMBING OVER OBSTACLES
Page 15	POTENTIAL INVERSION HAZARD
Page 16	STORAGE AND CARE
Page 16	OPTIONAL ACCESSORIES AND REPLACEMENT PARTS

CRÜZR  
1380 N Washington Ave STE C  
Cookeville, TN 38501  
CRUZR.com  
(833) 278-9792



# CRÜZR SOLUTION STICKS™ INSTRUCTION MANUAL



CRÜZR SOLUTION STICKS™  
(SHOWN NESTED)



**WARNING!** CRÜZR saddles are NOT DESIGNED to arrest a fall. They are designed as a positioning device ONLY. Do not USE A CRÜZR saddle in conjunction with those treestands (i.e., hang-on, lock-on, climbers/climbing, or ladderstands) that require a fall arrest system/full-body harness. You must use a fall arrest system/full-body harness which meets ASTM International ASTM F2337 when installing, removing and/or using these treestands. When doing so, you MUST strictly follow the manufacturer's instructions for the safe use of these. Failure to follow these instructions may result in serious injury or death!



**WARNING!** You must use a CRÜZR saddle (NOT INCLUDED) with these CRÜZR Solution Sticks™. A CRÜZR saddle is NOT DESIGNED TO ARREST A FALL, it is a positioning device ONLY. You MUST use your CRÜZR saddle during the installation, removal and use of these CRÜZR Solution Sticks™. Failure to follow these instructions may result in serious injury or death!



**WARNING!** Falls may occur anytime you leave the ground and may result in serious injury or death! You MUST stay connected to the tree when installing, using or removing this CRÜZR product. Failure to follow these instructions may result in serious injury or death!



**WARNING!** CRÜZR saddles are NOT DESIGNED TO ARREST A FALL. CRÜZR saddles are designed as a positioning device ONLY. When using a CRÜZR saddle it is imperative you maintain three-points of contact with the tree. Additionally, you MUST keep the linesman rope attached to the tree and/or the tree tether attached to the bridge and tight at ALL TIMES. Allowing slack in the linesman rope attached to the tree and/or tree tether attached to the bridge increases the distance you may fall and significantly increases the likelihood you are injured should a fall occur. Failure to follow these instructions may result in serious injury or death!

 <b>ATTENTION</b>	<b>YOU MUST READ ALL WRITTEN INSTRUCTIONS AND WATCH THIS SAFETY VIDEO BEFORE USING!</b>	
	<b>WATCH THIS SAFETY VIDEO BEFORE USING!</b>	Scan the QR code with your smart phone, tablet or similar device.
Scan → 		OR
or Visit → <a href="http://www.standsafety.com/c8">www.standsafety.com/c8</a>	Type the website address into your web browser to view an important safety video before using this product.	
<b>CLIMBING AID SAFETY</b>		



This WARNING! placard has been placed throughout this Manual to highlight specific hazards. When you see it, heed the warning messages contained therein.

**WARNING!** This product carries strict weight limitations. Do not use this product if you exceed this total weight limitation. Please note this weight limit includes the user and equipment. Failure to follow these instructions may result in serious injury or death!

## Model Number and Maximum Total Weight Limit CRÜZR SOLUTION STICKS™ 300-pounds (136 kg) (User and Equipment)

Thank you for your purchase of this quality CRÜZR product. To ensure your personal safety, please take a moment to carefully read this product Instruction Manual in its entirety before attempting to set-up, install and/or otherwise use this CRÜZR product. Failure to do so could result in serious personal injury or death! These instruction should be kept in a safe place and reviewed at least annually.

Should you have any questions about the installation, removal and/or use of this product, or any other CRÜZR product(s) do not hesitate to call one of our customer service representatives at (833) 278-9792 or visit us online at CRUZR .com. Our service representatives will answer any questions you may have about any of the complete line of CRÜZR products.



# ATTENTION!

WHEN YOU SEE A "WARNING!" BE SURE TO HEED THE MESSAGE! THE INFORMATION CONTAINED IN THESE MESSAGES CAN SAVE YOUR LIFE!

### IMPORTANT NOTE:

Hunting from an elevated position is inherently dangerous as any number of factors can negatively effect your personal safety. You alone are responsible for the safe operation of this CRÜZR product, and any other CRÜZR product(s). It is imperative you read and understand the materials contained in this Instruction Manual in its entirety prior to attempting to use this CRÜZR product(s). By placing this CRÜZR product(s) in service you accept the responsibilities, risks and liabilities associated with hunting from an elevated position. Should you have any questions about the information contained in this Instruction Manual, DO NOT use this CRÜZR product. Please contact a CRÜZR customer service representative at (833) 278-9792 8 AM to 4 PM CST M-F with any product questions. Never use this, or any CRÜZR product(s) that you are not intimately knowledgeable about its assembly, installation, removal and/or use.

WARNING! STATEMENTS HAVE BEEN PLACED THROUGHOUT THIS INSTRUCTION MANUAL. These statements point out important safety information and instructions, which, if not followed could endanger the personal safety and/or property of the operator. It is imperative that the operator of this CRÜZR product, or any other product(s) read and follow all the instructions and warnings contained in This Instruction Manual prior to attempting to use this product(s), or any other product(s). Failure to comply with these instructions and/or warnings may result in serious personal injury or death!

WARNING! FALLS FROM A TREESTAND OR ELEVATED POSITION CAN OCCUR ANYTIME AFTER LEAVING THE GROUND. THESE FALLS RESULT IN EITHER SERIOUS INJURY OR DEATH! FOR YOUR PERSONAL SAFETY, PLEASE TAKE A MOMENT TO CAREFULLY READ THIS PRODUCT INSTRUCTION MANUAL IN ITS ENTIRETY BEFORE ATTEMPTING TO ASSEMBLE, SET-UP, INSTALL, REMOVE AND/OR OTHERWISE USE THIS CRÜZR PRODUCT(S). AT LEAST ANNUALLY, REVIEW THE CONTENTS OF THIS INSTRUCTION MANUAL. ADDITIONALLY, KEEP THESE INSTRUCTIONS FOR THE ENTIRE DURATION THAT YOU OWN THIS PRODUCT(S). FAILURE TO FOLLOW THESE INSTRUCTIONS MAY RESULT IN SERIOUS INJURY OR DEATH!

WARNING! THE SAFE USE AND OPERATION OF THIS PRODUCT IS THE SOLE RESPONSIBILITY OF THE USER. IT IS ALSO THE SOLE RESPONSIBILITY OF THE OWNER TO PROVIDE ANY PERSON(S) WHO BORROW OR PURCHASE THIS PRODUCT WITH THESE INSTRUCTIONS. FAILURE TO FOLLOW THESE INSTRUCTIONS MAY RESULT IN SERIOUS INJURY OR DEATH! ADDITIONALLY, FAILURE TO FOLLOW THESE INSTRUCTIONS MAY SUBJECT YOU TO PERSONAL LIABILITY PENALTIES AS DETERMINED BY THE U.S. JUDICIAL SYSTEM.

WARNING! PRIOR TO EACH USE, MAKE SURE THAT YOU HAVE A SIGNALING DEVICE (E.G., MOBILE PHONE, CELL PHONE, RADIO, WHISTLE, SIGNAL FLARE, PERSONAL LOCATOR DEVICE [PLD], ETC.) IN YOUR POSSESSION AND ON YOUR PERSON IN AN OPERABLE CONDITION. THIS DEVICE MUST BE WITHIN EASY ACCESS SHOULD YOU EXPERIENCE THE NEED TO CONTACT EMERGENCY ASSISTANCE. FAILURE TO FOLLOW THESE INSTRUCTIONS MAY RESULT IN SERIOUS INJURY OR DEATH!

WARNING! This product(s) is designed for adult use only. No one under the age of 16 years old should attempt to use this or any other product(s) without direct adult supervision. Failure to follow these instructions may result in serious injury or death!

WARNING! Never modify your CRÜZR product in any manner by making repairs, replacing parts, or altering, adding or attaching any implement to it unless explicitly authorized in writing by the manufacturer. This includes adding "aiders," that is, climbing ropes and/or step extensions of any kind. Failure to follow these instructions may result in serious injury or death!

WARNING! Prior to each use, you must inform someone of your hunting location, including the specific location of your treestand and the expected duration of your use. Failure to follow these instructions may result in serious injury or death!

WARNING! Do not remove, modify, repair, and/or omit any portion or otherwise mechanically modify this CRÜZR product(s) or its assemblies in any manner. Modification, misuse, and/or part substitution shall immediately void your factory warranty and may result in serious injury or death! If you suspect that a part(s) is missing and/or defective, immediately contact CRÜZR at (833) 278-9792 for replacement of missing or defective parts. Never modify your stand in any way by making repairs, or altering, adding or attaching anything to it except if explicitly authorized in writing by CRÜZR. Always use genuine factory authorized CRÜZR replacement parts. Use of any replacement parts other than genuine CRÜZR parts voids your warranty and may result in serious injury or death!

WARNING! NEVER attempt to use any CRÜZR product(s) in conjunction with any homemade treestands and/or climbing systems. Homemade climbing items are inherently dangerous and should not be used. Failure to follow these instructions may result in serious injury or death!

PLEASE READ THIS MANUAL IN ITS ENTIRETY PRIOR TO USING THIS PRODUCT!

PLEASE READ THIS MANUAL IN ITS ENTIRETY PRIOR TO USING THIS PRODUCT!

## COMPONENTS OF THE CRÜZR SOLUTION STICKS™

The correct installation, tightening and setting of these CRÜZR Solution Sticks™ is critical to a safe and stable climbing aid. You MUST be wearing your full-body fall arrest (FAS) (NOT INCLUDED) which includes a full-body fall arrest harness, tree belt, tree tether, suspension relief device and climbing belt/linesmen belt (as applicable) which meets ASTM International F2337 or CRÜZR saddle (NOT A FALL ARREST DEVICE) in accordance with the Instructions contained in this Instruction Manual. Failure to follow these instructions may result in serious injury or death!

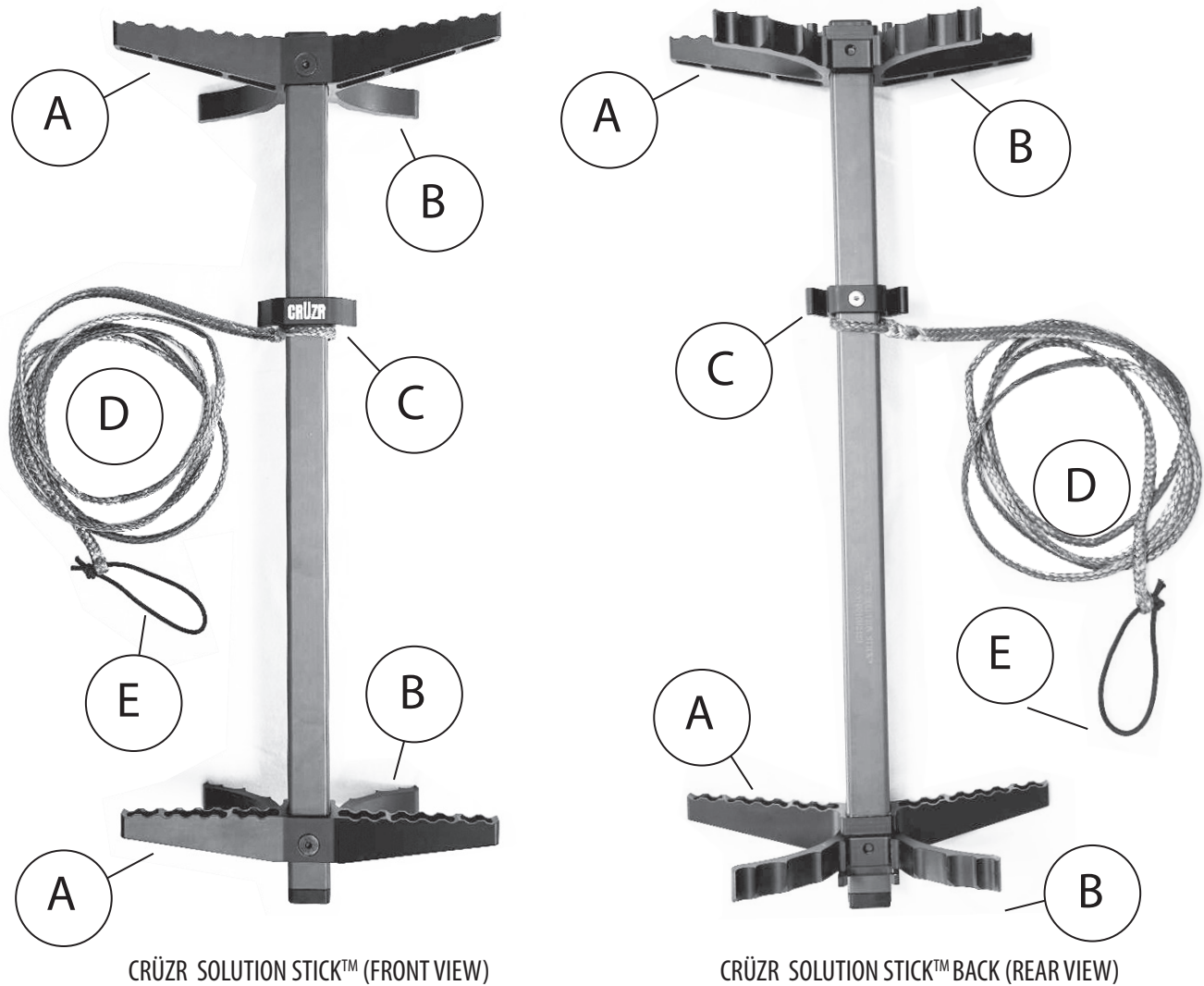


FIGURE 1  
COMPONENTS OF CRÜZR SOLUTION STICKS™ (ONE SHOWN)

A FOOT STEP  
B TREE V-BAR

C ROPE CLEAT  
D CONNECTOR ROPE

E CONNECTOR ROPE ELASTIC LOOP



# ATTENTION!

WHEN YOU SEE A "WARNING!" BE SURE TO HEED THE MESSAGE! THE INFORMATION CONTAINED IN THESE MESSAGES CAN SAVE YOUR LIFE!



PLEASE READ THIS MANUAL IN ITS ENTIRETY PRIOR TO USING THIS PRODUCT!

PLEASE READ THIS MANUAL IN ITS ENTIRETY PRIOR TO USING THIS PRODUCT!

WARNING! Make certain all assembly hardware and connector ropes/attachment straps are tightened per this Instruction Manual prior to use. All treestand/climbing system contact points must be in contact with the tree before you step onto your stand. The correct adjustment and tightening of attachment hardware is critical to the stable installation of this product. Additionally, you MUST be wearing your CRÜZR saddle when installation, using or removing this CRÜZR product(s). Failure to follow these instructions may result in serious injury or death!

WARNING! Prior to attempting to use this or any other CRÜZR product(s) you must take a moment and become thoroughly familiar and knowledgeable with its assembly, setup and installation/removal. You must practice installing, setting-up and using this CRÜZR product(s) at ground-level prior to attempting to use it at heights above ground-level. Once you have become thoroughly knowledgeable and comfortable with this CRÜZR product(s) setup, installation and use at ground-level, including in low-light conditions, you are now ready to use it at heights above ground-level. Failure to follow these instructions may result in serious injury or death!

WARNING! Never attempt to climb up or down with a weapon and/or gear in your possession or on your back or in your hand(s). ALWAYS unload your weapon and pull it up to hunting height using a haul line or pull up rope. ALWAYS lower your unloaded weapon down to the ground prior (when raising lowering firearms, the chamber must be open and the barrel pointing toward the ground) to attempting to climb up or climb down. Use this same method when raising or lowering all other gear. Failure to follow these instructions may result in serious injury or death!

WARNING! Prior to each use thoroughly inspect the treestand/climbing system (and its components) and all safety devices each time before and after each use for signs of wear, rot, corrosion, cracks, deterioration and/or any other type of defect. Make certain that your treestand/climbing system is tight and secure prior to use. Protect this product from extended exposure to direct sunlight, excessive heat or freezing temperatures by storing inside when not in use. Inspection must include, but is not limited to, this CRÜZR product(s) and CRÜZR saddles, buckles, belts, ropes, carabiners, knots, splices, and any accessories or tools used. If you find any damage whatsoever, you should immediately retire the affected product and discontinue using it. Do not use this or any other product(s) if it shows evidence of wear, rot, corrosion, cracks, deterioration and/or any other type of defect. Failure to follow these instructions may result in serious injury or death!

WARNING! DO NOT use this or any other CRÜZR products(s) if you have a history of heart problems, back problems, impaired vision, joints that lock-up, spinal fusions, equilibrium problems, high blood pressure, are not well-rested and/or any other physical impairment that may limit your ability to use and/or operate this product(s) in the safe manner outlined in this Instruction Manual. Additionally, do not use this or any other CRÜZR product(s) if you are currently taking medication (including prescription) and/or using and/or consuming any substance, including alcohol, that may limit your ability to use this CRÜZR product(s) as outlined and described in the Instruction Manual. Never use a treestand/climbing system when feeling ill, nauseous, or dizzy. Failure to follow these instructions may result in serious injury or death!

WARNING! Check the ground under your climbing systems to make sure it is firm and level. Failure to follow these instructions may result in serious injury or death!

WARNING! DO NOT leave your CRÜZR Solution Sticks™ installed for more than two weeks (14 days). Any number of factors can jeopardize its installation and integrity. These include, but are not limited to, weather or other environmental factors that can negatively affect its performance. Animals can also cause damage to your CRÜZR product(s) that can negatively affect its performance and your safety. Additionally, factors such as tree growth can stress and damage supporting straps and/or buckles. Failure to follow these instructions may result in serious injury or death!

WARNING! ALWAYS inspect the treestand/climbing system and all safety devices prior to each use. Be certain to check all expiration dates/tags on all straps and/or components prior to each use. DO NOT use product if it shows signs of wear, damage, deterioration, and/or vandalism. Factors such as tree growth, vandals, weather and/or animals may affect the performance of an unattended treestand/climbing system. Failure to follow these instructions may result in serious injury or death!

WARNING! This CRÜZR product is designed expressly for use by one (1) person. This CRÜZR product should never be used by more than one (1) person at a time. Attempting to use this product CRÜZR product in a manner other than which it was designed may lead to serious injury or death!



# ATTENTION!

WHEN YOU SEE A "WARNING!" BE SURE TO HEED THE MESSAGE! THE INFORMATION CONTAINED IN THESE MESSAGES CAN SAVE YOUR LIFE!



PLEASE READ THIS MANUAL IN ITS ENTIRETY PRIOR TO USING THIS PRODUCT!

PLEASE READ THIS MANUAL IN ITS ENTIRETY PRIOR TO USING THIS PRODUCT!

**WARNING!** DO NOT attempt to use this or any other CRÜZR product(s) when ice, snow, and/or freezing rain has deposited or formed on any portion of the tree or stand you intend to climb. Do not attempt to use this or any other CRÜZR product(s) when thunderstorms are threatening and/or present within five (5) miles. Do not attempt to use this or any other product(s) when any other adverse weather condition presents itself. These include, but are not limited to, weather conditions which have the potential for producing winds, lightning, rain, snow, sleet and/or any other atmospheric condition which may limit the user's ability to operate this CRÜZR product(s) in a safe manner as described in this Instruction Manual. Should inclement weather conditions arise during your use of this CRÜZR product(s), return to the ground immediately and seek shelter. Failure to follow these instructions may result in serious injury or death!

**WARNING!** BEFORE each use, make sure all nuts and bolts are secure. CHECK all hardware and webbing or ropes prior to every use to make sure that no damage has occurred to hardware and that webbing (as applicable) is not cut or frayed. Keep webbing or ropes from coming into contact with any sharp edges. DO NOT USE THIS PRODUCT IF ANY DAMAGE IS SUSPECTED. Failure to follow these instructions may result in serious injury or death!

**WARNING!** REPLACE any damaged or worn part with genuine CRÜZR parts. Replace attachment belts or connecting ropes every year and when not in use store in a dry, cool, safe place away from sunlight. Never store a treestand/climbing system or any of its components outdoors when not in use. To purchase parts contact CRÜZR at (833) 278-9792. Failure to follow these instructions may result in serious injury or death!

**WARNING!** Always wear the appropriate foot wear when using a treestand/climbing system. A good non-slip safety boot is important for your safety. Be especially careful that boot laces do not get hooked on the treestand/climbing system (or any of its components) or climbing aids (tuck shoelaces into boot before climbing). Failure to follow these instructions may result in serious injury or death!

**WARNING!** DO NOT use this product, or attempt to use a treestand/climbing system, on a dead, leaning, diseased, loose barked tree (bark that flakes or falls off), irregular shaped trees, or utility poles. DO NOT use this product on any tree that does not allow for a level standing platform. Failure to follow these instructions may result in serious injury or death!

**WARNING!** NEVER hunt out of a treestand/climbing system at heights at which you are not completely comfortable. Depending upon the tree and hunting conditions, choose the minimum hunting height that allows for safe, effective hunting. Failure to follow these instructions may result in serious injury or death!

**WARNING!** DO NOT use this, or any other CRÜZR product(s) to climb utility poles, telephone poles, structural columns or any other man-made structures. Never use this or any other product(s) around power generation (e.g., transformers, generators, substations, etc.) and/or power transmission equipment. Never use a treestand/climbing system on a dead, leaning, diseased or loose barked tree. Failure to follow these instructions may result in serious injury or death!

**WARNING!** Never secure or use a CRÜZR product in any way that places stress or that causes discomfort to your back, neck, or any other part of your body. If you feel pain or discomfort of any kind, you should immediately discontinue use of said products. Failure to follow these instructions may result in serious injury or death!

**WARNING!** Always maintain three-point contact when climbing up/down a tree when using climbing aids. Proper three-point contact means having either two feet with one hand or one foot with two hands on the step portion of the climbing system at all times when climbing up or down. Failure to follow these instructions may result in serious injury or death!

**WARNING!** Always lean forward as you climb and attach your full-body fall arrest harness tree belt or tree tether to the tree trunk as soon as possible and before securing the platform to the tree and stepping onto the platform. Failure to follow these instructions may result in serious injury or death!

**WARNING!** Never ascend or descend a tree without being connected securely to the tree at all times and without using the appropriate safety equipment in accordance with its intended use. Failure to follow these instructions may result in serious injury or death!



# ATTENTION!

WHEN YOU SEE A "WARNING!" BE SURE TO HEED THE MESSAGE! THE INFORMATION CONTAINED IN THESE MESSAGES CAN SAVE YOUR LIFE!



PLEASE READ THIS MANUAL IN ITS ENTIRETY PRIOR TO USING THIS PRODUCT!

PLEASE READ THIS MANUAL IN ITS ENTIRETY PRIOR TO USING THIS PRODUCT!

WARNING! Climbing aids (e.g. stick ladders, sectional ladders, steps, etc.) must extend above the treestand standing platform (at least 24-inches) to allow the user to step down onto the treestand standing platform. Never step up to your stand from a climbing aid. Failure to follow these instructions may result in serious injury or death!

WARNING! DO NOT attempt to make adjustments to this product or your treestand while at heights above ground-level. All adjustments must be made with the entire treestand on the ground. Failure to follow these instructions may result in serious injury or death!

WARNING! DO NOT stand on the treestand seat. Failure to follow these instructions may result in serious injury or death!

WARNING! When using a lineman rope/climbing belt to ascend the tree, the full-body fall arrest harness tree belt and tree tether must be attached to the tree trunk before stepping down onto the treestand. Failure to follow these instructions may result in serious injury or death!

WARNING! DO NOT jump or bounce on the climbing system and/or the treestand seat to engage the climbing system or treestand to the tree. Failure to follow these instructions may result in serious injury or death!

WARNING! This CRÜZR product was designed for installation on trees with a minimum diameter of 10-inches (30 cm) at treestand installation height (i.e., seat height) and a maximum treestand installation diameter of 20-inches (51 cm). DO NOT use your CRÜZR product(s) on trees with trunk diameters that do not meet this minimum or maximum diameter requirement. Failure to follow these instructions may result in serious injury or death!

WARNING! Never attempt to use CRÜZR products while under the influence of alcohol, drugs, prescription or other medication(s), or any substance which may impair your ability to exercise good judgement and to remain safe, alert, and attentive. If you are under the influence of any substance that impairs your abilities in any way, DO NOT attempt to use this or any CRÜZR product(s). Failure to follow these instructions may result in serious injury or death!

WARNING! Never attempt to use any used or previously owned equipment. That is, never use any equipment that you did not purchase new. Using equipment without knowledge of its prior use places you at risk of serious injury or death! Failure to follow these instructions may result in serious injury or death!

WARNING! You must immediately discontinue use of any equipment that has sustained any critical stress such as from a fall, fall arrest, or from any critical impact . Equipment may appear unharmed after such exposure, however, DO NOT attempt to re-use any equipment exposed to such stresses or events. Failure to follow these instructions may result ins serious injury or death!

WARNING! Never rely on any platforms, climbing methods, or other equipment to safely support your weight without being securely connected to the tree with both your tree tether and lineman rope. Failure to follow these instructions may result in serious injury or death!

WARNING! NEVER USE A TREE BRANCH, OR ANY PORTION OF A TREE, OTHER THAN ITS TRUNK, TO SUPPORT ANY PORTION OF YOUR WEIGHT OR AS A HAND HOLD. Failure to follow these instructions may result in serious injury or death!

WARNING! If you find that your treestand or platform is unlevel, canted, angled awkwardly upward or downward, or in any configuration other than level, immediately climb down to ground-level and readjust your treestand as necessary to alleviate this awkward angle. Never attempt to hunt from an unlevel treestand. Additionally, never attempt to level your treestand at heights above the ground. Failure to follow these instructions may result in serious injury or death!

WARNING! You should only use this CRÜZR product(s) if you are in good overall health. Persons using this CRÜZR product(s) should have no fear of heights. If you have a fear of heights, DO NOT use this CRÜZR product(s). If you are prone to fainting, and/or if you have symptoms or indications of fainting, and/or if you have difficulty remaining conscious at all times, then DO NOT use this CRÜZR product(s). Persons who may experience seizures, vertigo, or who may experience any health-related events that inhibit their ability to safely use this CRÜZR product(s), DO NOT use this CRÜZR product(s). CRÜZR does not make any claim or offer any medical advice concerning the use of its products. You are encouraged to consult with your primary care physician before attempting to use any CRÜZR product (s) to ensure that you are healthy enough to use said products safely. Failure to follow these instructions may result in serious injury or death!



# ATTENTION!

WHEN YOU SEE A "WARNING!" BE SURE TO HEED THE MESSAGE! THE INFORMATION CONTAINED IN THESE MESSAGES CAN SAVE YOUR LIFE!

**WARNING!** Never allow slack in your tree tether or lineman ropes. Allowing slack in your saddle ropes, full-body harness tree tether and/or lineman ropes substantially increases your risk of serious injury and death!

**WARNING!** Never use any ropes or rope assemblies for any purpose other than their intended purpose. Never use your tree tether rope, lineman rope, or bridge ropes as a tow rope. Using your ropes to tow or pull things outside of their intended use places unknown amounts of stress on your ropes. If you have used any of your ropes or devices for purposes other than their intended purpose, you should immediately retire and discontinue use of said ropes or devices. Failure to follow these instructions may lead to serious injury or death!

**WARNING!** Never use, install, or remove a CRÜZR product while feeling ill, nauseous or dizzy, or if you have a prior medical condition that could cause a problem, that is, heart condition, joints that lock-up, spinal fusions, etc., or if you are not well rested.


**WARNING!** ALWAYS inspect/check ALL expiration dates/tags on all straps, ropes and the full-body fall arrest harness (not provided) or CRÜZR saddle and its components prior to each use. Never use any strap(s) ropes and/or full-body fall arrest harness or CRÜZR saddle that has expired and/or is showing any signs of damage and/or wear. Retire and discontinue using any product wherein you find cuts, abrasions, fraying, tears, stretching, discomposure, rips, holes, burns, runs, cracks, bulges, dry-rot, chemical or corrosive damage, or where this is any indication that the product has experienced any stress or degradation. Failure to follow these instructions may result in serious injury and death!

**WARNING!** Some electronic scent-elimination units produce ozone. Ozone is an invisible, highly-reactive and oxidative form of oxygen gas, which will damage and/or degrade materials. NEVER allow any CRÜZR product(s), or other critical safety equipment such as saddles, tree tethers, bridges, lineman belt and/or full-body fall arrest harness (not provided) and its components, to be exposed to ozone. If any CRÜZR product(s) has/have been exposed to ozone, you must immediately discontinue use of said products. Failure to follow these instructions may result in serious injury or death!

**WARNING!** Never attach this CRÜZR product(s) in any way to a vehicle. Failure to follow these instructions may result in serious injury or death!

**WARNING!** Never use any product that is not climbing rated when climbing. The use of ropes, carabiners, and other safety-critical equipment that are not rated for climbing could result in serious injury or death.

**WARNING!** This CRÜZR product is designed exclusively and expressly for recreational hunting. NEVER use this CRÜZR products(s) for commercial or industrial applications such as construction trades (e.g., framing, tree trimming, painting, roofing, etc.). NEVER use this CRÜZR product(s) for any activity other than hunting. Using this CRÜZR product(s) for an unintended purpose puts the user at significant risk of serious injury or death. Failure to follow these instructions may result in serious injury or death!





# ATTENTION!

WHEN YOU SEE A "WARNING!" BE SURE TO HEED THE MESSAGE! THE INFORMATION CONTAINED IN THESE MESSAGES CAN SAVE YOUR LIFE!



WARNING! You must wear the appropriate foot wear when using a treestand/climbing aid. A good nonslip safety boot is important for your safety. Be especially careful that boot laces do not get hooked on the treestand (or any of its components) or climbing aids (tuck shoelaces into boot before climbing). Failure to follow these instructions may result in serious injury or death!

WARNING! DO NOT modify, fix/repair, alter, bend, cut, weld, or heat the treestand, platform and/or climbing system in any way. Also, do not attach anything to your treestand, platform and/or climbing system without explicit authorized and written instructions from the manufacturer. Failure to follow these instructions will void your warranty and may result in serious injury or death!

## AN IMPORTANT WORD ABOUT STAYING CONNECTED TO THE TREE AT ALL TIMES

### IMPORTANT NOTE:

Hunting from an elevated position is inherently dangerous as any number of factors can negatively effect your personal safety. You alone are responsible for the safe operation of this CRÜZR product, and any other CRÜZR product(s). It is imperative you read and understand the materials contained in this Instruction Manual in its entirety prior to attempting to use this CRÜZR product(s). By placing this CRÜZR product(s) in service you accept the responsibilities, risks and liabilities associated with hunting from an elevated position. Should you have any questions about the information contained in this Instruction Manual, DO NOT use this CRÜZR product. Please contact a CRÜZR customer service representative at (833) 278-9792 8 AM to 4 PM CST M-F with any product questions. Never use this, or any CRÜZR product(s) that you are not intimately knowledgeable about its assembly, installation/removal and use.



WARNING! You must use a CRÜZR saddle with this CRÜZR platform (NOT INCLUDED). A CRÜZR saddle is NOT DESIGNED TO ARREST A FALL, it is a positioning device ONLY. You MUST use your CRÜZR saddle during the installation, removal and use of this CRÜZR platform. Failure to follow these instructions may result in serious injury or death!



WARNING! Falls may occur anytime you leave the ground and may result in serious injury or death! You MUST stay connected to the tree when installing, using or removing this CRÜZR product. Failure to follow these instructions may result in serious injury or death!



WARNING! CRÜZR saddles are NOT DESIGNED TO ARREST A FALL. CRÜZR saddles are designed as a positioning device ONLY. When using a CRÜZR saddle it is imperative you maintain three-points of contact with the tree. Additionally, you MUST keep the lineman rope and/or the tree tether attached and tight at ALL TIMES. Allowing slack in the lineman rope and/or tree tether attached to the bridge increases the distance you may fall and significantly increases the likelihood you are injured should a fall occur. Failure to follow these instructions may result in serious injury or death!

A leading contributing factor to treestand incidents is during the time when the hunter is transferring (i.e., stepping off) from their climbing aid (i.e., stick ladder, sectional ladder, climbing sticks, etc.) onto their standing platform or lock-on treestand. These incidents occur because the hunter removes their lineman belt from the tree trunk and attempts to transfer from their climbing aid to their treestand or platform while disconnected from the tree trunk (refer to Figure 4). These accidents occur whether using a full-body fall arrest harness (not provided) or a saddle (not provided).

WARNING! NEVER disconnect your linesman belt/rope until you are safely connected to the tree trunk via your tree tether. Failure to follow these instructions may result in serious injury or death!



## AN IMPORTANT WORD ABOUT STAYING CONNECTED TO THE TREE AT ALL TIMES (CONTINUED)



Elevated hunting incidents often occur when the hunter is transferring (i.e., stepping off) from their climbing aid (i.e., stick ladder, sectional ladder, climbing sticks, etc.) their elevated platform or hang-on treestand. Often hunters remove their lineman rope from the tree trunk and attempt to transfer from their climbing aid to their treestand or platform while disconnected. These accidents occur whether using a full-body fall arrest harness or a saddle. You **MUST** remain connected when transferring from your climbing aid onto your elevated platform as shown Figure 2.

**WARNING!** NEVER disconnect your lineman rope until you are safely connected to the tree trunk via your tree tether. Failure to follow these instructions may result in serious injury or death!

**WARNING!** You **MUST** remain connected to the tree trunk **AT ALL TIMES** while elevated. Attempting to hold onto a tree trunk, standing platform or lock-on treestand while not connected (i.e., via tree tether or tree belt) via hand-hold and transfer from the climbing aid onto your elevated platform may result in you falling. Failure to follow these instructions may result in serious injury or death!


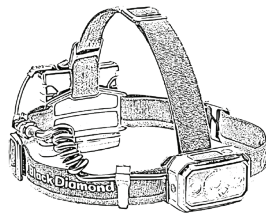


Figure 2  
You **MUST** remain connected when transferring from the climbing aid onto the elevated platform.



Hands-free lighting options are available at CRUZR.com.

**WARNING!** ALWAYS use a hands-free light source when using this, or any CRUZR product(s) in low-light situations. Operating a handheld flashlight or light source puts you at risk of serious injury or death!

**WARNING!** NEVER attempt to use any CRUZR product(s) in conjunction with any homemade treestands and/or climbing systems. Homemade climbing items are inherently dangerous and should not be used. Failure to follow these instructions may result in serious injury or death!

**NEVER** climb with anything in your hands or on your back. ALWAYS use a hands-free light, such as a head lamp, clip-on light, etc. Never attempt to hand-hold a flashlight or any other implement while climbing.

## PROPER PLATFORM PLACEMENT

The proper placement of your treestand standing platform or platform is critical to the safe operation of your CRUZR Solution Sticks™. Positioning your platform at the correct height aids in the safe operation of these CRUZR Solution Sticks™. You **MUST** place your Solution Sticks™ a **MINIMUM** of 24-inches above the treestand standing platform as shown in Figure 3.

**WARNING!** Climbing aids (e.g. stick ladders, sectional ladders, steps, etc.) must extend above the treestand standing platform (at least 24-inches) to allow the user to step down onto the treestand standing platform. Never step up to your stand from a climbing aid. Failure to follow these instructions may result in serious injury or death!

**WARNING!** This CRUZR product was designed for installation on trees with a minimum diameter of 10-inches (30 cm) at treestand installation height (i.e., seat height) and a maximum treestand installation diameter of 20-inches (51 cm). **DO NOT** use your CRUZR product(s) on trees with trunk diameters that do not meet this minimum or maximum diameter requirement. Failure to follow these instructions may result in serious injury or death!




Figure 3  
Install Solution Sticks™ a minimum of 24-inches above hang-on style treestand standing platform.

## INSPECTION AND MAINTENANCE

PERFORM BEFORE EACH USE PERFORM THE FOLLOWING:

- Inspect all CRÜZR platform(s), climbing aids (i.e., sectional ladder, climbing sticks, etc.) and FAS or CRÜZR saddle (NOT A FALL ARREST DEVICE) components, including, but not limited to, webbing, rope, cord, and strap assemblies for wear or damage.
- Inspect all hardware for damage. If any damage exists DO NOT use. Immediately call CRÜZR customer service at (833) 278-9792 for those products manufactured by CRÜZR. Follow the manufacturers guidelines/instructions for climbing and hunting hardware not manufactured by CRÜZR.
- Inspect for any structural damage. If any exists DO NOT use and immediately call CRÜZR customer service at (833) 278-9792. Follow the manufacturers guidelines/instructions for climbing and hunting hardware not manufactured by CRÜZR.
- Inspect all hardware to insure it is tight.
- Inspect all climbing and treestand components for any missing parts. If any exists DO NOT use and immediately call CRÜZR customer service at (833) 278-9792. Follow the manufacturers guidelines/instructions for climbing and hunting hardware not manufactured by CRÜZR.
- Inspect entire hunting products for any structural damage. Be certain to inspect visible welds for any signs of deformation or failure. Remove from service any product found to be defective or damaged. DO NOT reuse. If any exists DO NOT use and immediately call CRÜZR customer service at (833) 278-9792. Follow the manufacturers guidelines/instructions for climbing and hunting hardware not manufactured by CRÜZR.
- Inspect all nut & bolt assemblies and locations. Tighten any that may be loose. Be careful not to crush treestand tubing when tightening. Follow the manufacturers guidelines for tightening hardware.
- Inspect and check operation of all cables, cable ends, cord, rope, webbing, and strap or chain assemblies. Replace with factory authorized parts according to the manufacturers guidance.
- Inspect all hardware for wear or damage, also be certain there are no missing parts. NOTE: Animals, vandals, etc. can negatively affect the performance of your CRÜZR product(s). Inspect it prior to every use for potential damage caused by these. Remove from service any product found to be defective or damaged. DO NOT reuse. If any exists DO NOT use and immediately call CRÜZR customer service at (833) 278-9792. Follow the manufacturers guidelines/instructions for climbing and hunting hardware not manufactured by CRÜZR.
- Never modify your CRÜZR product(s) in any manner by making repairs, replacing parts, or altering adding or attaching anything to it unless explicitly authorized in writing by the manufacturer. This includes adding "aiders," that is, climbing ropes and/or step extensions.
- Inspect all climbing and treestand components for any rust, corrosion, cracks, affects of freezing, excessive heat or rotting damage that may effect the safety of your product. Remove from service any product found to be defective or damaged. DO NOT reuse. If any exists DO NOT use and immediately call CRÜZR customer service at (833) 278-9792 for those CRÜZR products. Follow the manufacturers guidelines/instructions for climbing and hunting hardware not manufactured by CRÜZR.





## INSTALLATION OF CRÜZR SOLUTION STICKS™



Hunting from an elevated position is serious business. There is no room for carelessness. Proper installation of your CRÜZR Solution Sticks™ requires your undivided attention. When installing your CRÜZR Solution Sticks™, complete each STEP as outlined below. Once complete, go back and double check that STEP to ensure it has been completed as outlined here. Check, then double-check all ropes, connections, and knots. AVOID all distractions while installing your CRÜZR Solution Sticks™. NEVER get in a hurry. Saving a minute or two is not worth a mistake which often leads to falls. NEVER attempt to climb while unattached to the tree by your CRÜZR saddle (see AN IMPORTANT WORD ABOUT STAYING CONNECTED TO THE TREE AT ALL TIMES).



**WARNING!** You must use a CRÜZR saddle (NOT INCLUDED) with these CRÜZR Solution Sticks™. A CRÜZR saddle is NOT DESIGNED TO ARREST A FALL, it is a positioning device ONLY. You MUST use your CRÜZR saddle during the installation, removal and use of these CRÜZR Solution Sticks™. Failure to follow these instructions may result in serious injury or death!



**WARNING!** Falls may occur anytime you leave the ground and may result in serious injury or death! You MUST stay connected to the tree when installing, using or removing this CRÜZR product. Failure to follow these instructions may result in serious injury or death!



**WARNING!** CRÜZR saddles are NOT DESIGNED TO ARREST A FALL. CRÜZR saddles are designed as a positioning device ONLY. When using a CRÜZR saddle it is imperative you maintain three-points of contact with the tree. Additionally, you MUST keep the linesman rope and/or the tree tether attached to the bridge and tight at ALL TIMES. Allowing slack in the linesman rope and/or the tree tether attached to the bridge increases the distance you may fall and significantly increases the likelihood you are injured should a fall occur. Failure to follow these instructions may result in serious injury or death!

**STEP 1:** Locate one (1) CRÜZR Solution Stick™ (refer to Figure 1). Make sure the connector rope (D) is hanging freely as shown in Figure 4. With the connector rope (D) hanging freely, place the CRÜZR Solution Stick™ firmly against the tree trunk in an upright configuration with the CRÜZR logo facing upward and legible as shown in Figure 4.

**STEP 2:** With the CRÜZR Solution Stick™ firmly against the tree trunk, check to ensure both sets of tree v-bars (B) are in full contact with the tree trunk as shown in Figure 6.

**STEP 3:** With the tree v-bars (B) in firm contact with the tree trunk, wrap the connector rope (D) around the tree trunk as shown in Figure 7. You should be holding the CRÜZR Solution Stick™ with one hand and the connector rope (D) with the other as shown in Figure 7. Make sure the connector rope (D) is perpendicular to the tree trunk and VERY tight with no slack in the connector rope (D).




Figure 4  
Connector rope hanging freely with "CRÜZR" logo up.



Figure 5  
Place Solution Stick™ against tree trunk with logo legible.

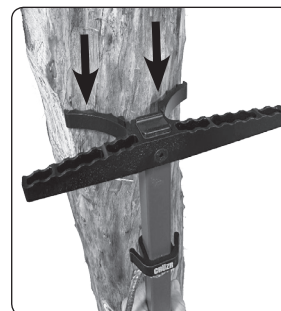


Figure 6  
Tree v-bars in full contact with tree trunk. Both top and bottom.




Figure 7  
Wrap connector rope tightly around tree trunk with no slack in the rope.



## INSTALLATION OF CRÜZR SOLUTION STICKS™ (CONTINUED)



WARNING! YOU MUST CONNECT YOUR CRÜZR SOLUTION STICKS™ AS OUTLINED IN STEPS 1 THROUGH 13. FAILURE TO DO SO WILL COMPROMISE THE INTEGRITY OF YOUR INSTALLATION AND WILL RESULT IN PRODUCT FAILURE. CONNECTING YOUR CRÜZR SOLUTION STICKS™ IN A MANNER OTHER THAN OUTLINED BELOW WILL RESULT IN THE CRÜZR SOLUTION STICK™(S) DETACHING FROM THE TREE IN A CATASTROPHIC MANNER. FAILURE TO FOLLOW THESE INSTRUCTIONS WILL RESULT IN SERIOUS INJURY OR DEATH!



Figure 8  
Place connector rope UNDER rope cleat.



Figure 9  
Wrap connector rope BEHIND rope cleat.



Figure 10  
Pull connector rope ACROSS AND DIAGONALLY DOWN cleat face.

STEP 4: Place the connector rope (D) UNDER the rope cleat (C) as shown in Figure 8.

STEP 5: With the connector rope (D) UNDER the left side of rope cleat (C), wrap it BEHIND the rope cleat (C) as shown in Figure 9.

STEP 6: Pull the connector rope (D) ACROSS AND DIAGONALLY DOWN the face of the rope cleat (C) and UNDER the right side of the rope cleat (C) as shown in Figure 10.

STEP 7: Wrap the connector rope (D) BEHIND the rope cleat (C) as shown in Figure 11.

STEP 8: With your palm facing you, wrap the connector rope (D) around your index and middle finger as shown in Figure 12.

STEP 9: You will now form a loop in the connector rope (D) by rotating your hand so your palm is now facing away from you as shown in Figure 13.

STEP 10: Place the connector rope loop you have formed around the left side of the rope cleat (D) with the tag end on the UNDERSIDE as shown in Figure 14. Keep the connector rope (D) tight at all times.

STEP 11: Pull on the tag end of the connector rope (C) to tighten it to the rope cleat (D) as shown in Figure 15. Pull very hard to ensure the knot is set.




Figure 11  
Wrap connector rope BEHIND rope cleat.



Figure 12  
With your palm facing you, wrap the connector rope around index and middle fingers.




Figure 13  
Form a loop in the connector rope by rotating hand (palm is now facing away from you).



## INSTALLATION OF CRÜZR SOLUTION STICKS™ (CONTINUED)




Figure 14

Place connector rope loop BEHIND left side of rope cleat with connector rope tag end UNDERNEATH.



Figure 15

Pull tag end of connector rope to tighten the knot VERY tight to the rope cleat.

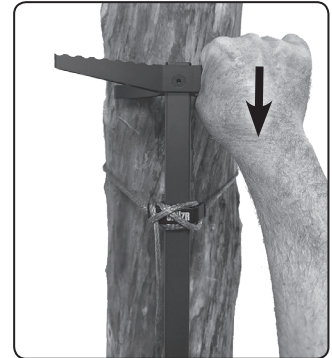


Figure 16

Set stick by applying downward force.

STEP 12: Place the connector rope (D) loop you have made BEHIND the left side of the rope cleat (C) as shown in Figure 14. Make certain the tag end of the connector rope (D) is UNDERNEATH as shown in Figure 14.

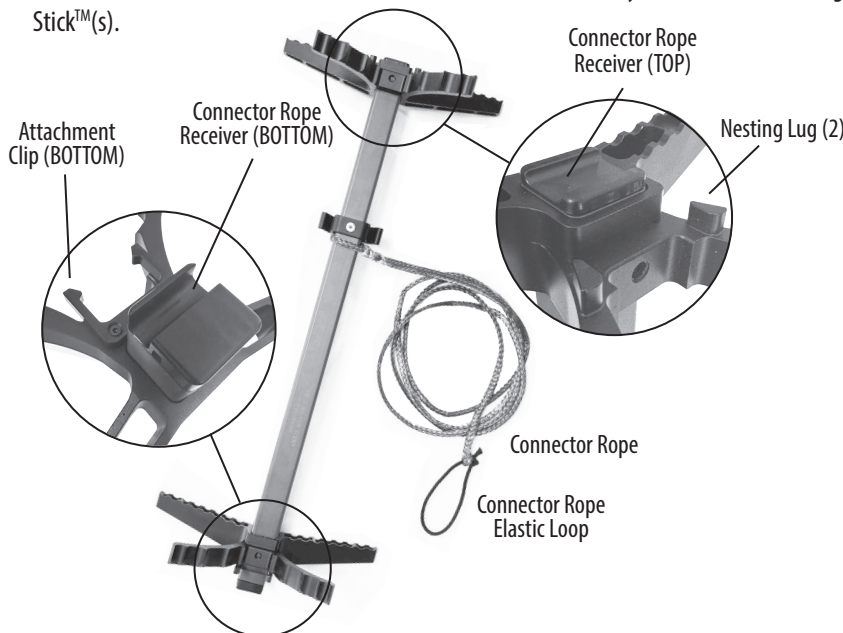
STEP 13: Pull down firmly on the foot step (A) to set the CRÜZR Solution Stick™ to the tree trunk as shown in Figure 16. NOTE: Expect some slippage as the step sets itself.

**WARNING! NEVER** space CRÜZR Solution Stick™(s) more than 18-inches apart. Doing so puts the user at risk of serious injury or death!

Repeat STEPS 1 through 13 for your remaining CRÜZR Solution Stick™(s). When installing CRÜZR Solution Stick™(s) NEVER place sticks sections more than 18-inches apart. This is measured from the top foot step to the bottom foot step of adjacent CRÜZR Solution Stick™(s).

## NESTING YOUR CRÜZR SOLUTION STICKS™

Your CRÜZR Solution Stick™(s) are engineered to nest together to form a compact unit, one that packs easily and securely. There are several features built-in which enable these CRÜZR Solution Stick™(s) to nest neatly. Refer to the following STEPS and Figures when nesting your CRÜZR Solution Stick™(s).



To nest your CRÜZR Solution Stick™(s) first wrap the connector rope around your sticks length ways being careful to make sure the rope remains in the top connector rope receiver and the bottom connector rope receiver. There should be two (2) wraps of rope in each receiver when done.

Once the connector rope has been wrapped, locate the connector rope elastic loop. Hook the loop over the rope cleat to secure the connector rope on the stick.

Locate the top nesting lugs (2). Slip these lugs into the bottom of the foot steps then snap the attachment clip onto the post of the stick you are attaching it to.

## SAFELY CLIMBING OVER OBSTACLES



Figure 17  
Install tree tether ABOVE obstacle  
and to the tree trunk.




Figure 18  
Double-connected with lineman  
rope and tree tether to tree trunk.



Figure 19  
Remove tree tether once ABOVE the  
obstacle.

On occasion, while hunting or using CRÜZR product(s) you may encounter a climbing obstacle, such as a tree limb or branch. It is critical to your personal safety that you maneuver yourself safely over and/or around these obstacles. You must remember to NEVER disconnect yourself from the tree trunk. You MUST stay connected at all times.

STEP 1: NEVER disconnect your lineman rope when encountering a tree limb or branch. YOU MUST remain connected to the tree trunk at all times. This connection MUST be to the tree trunk. NEVER attach to a tree limb or branch with any portion of your climbing ropes.

STEP 2: When you encounter a tree limb or branch, with your lineman rope still connected to the tree trunk and at waist level, install your tree tether to the tree trunk ABOVE the obstacle as shown in Figure 17.

STEP 3: With your tree tether installed, transfer your weight from the lineman rope onto the tree tether. Adjust your climbing ropes (i.e., tree tether and lineman rope) accordingly.

STEP 4: With your tree tether installed on the tree trunk and your weight safely on it, disconnect your lineman rope and lengthen it so it can be passed ABOVE the tree limb or branch. With the lineman rope ABOVE the obstacle and while still attached to the tree trunk via your tree tether, reattach the lineman rope locking carabiner to your saddle's lineman loop. Lock the carabiner. You should now be double-connected to the tree trunk, above the tree limb or branch and to the tree trunk as shown in Figure 18.

STEP 5: With both your lineman rope and tree tether connected ABOVE the tree limb or branch and to the tree trunk, climb ABOVE the tree limb or branch. Once above the obstacle, with your lineman rope now at waist height once again, and your weight placed on the lineman rope, you may remove your tree tether as shown in Figure 19. With your weight on your lineman rope, you may now return to climbing. Should you encounter another obstacle, repeat STEPS 1 through 5.

## POTENTIAL INVERSION HAZARD

Hunting from an elevated position utilizing a CRÜZR saddle exposes the user to an inversion hazard should they fall. An inversion hazard occurs when the user hangs upside down, or in a position other than upright (standing or seated) that restricts their ability to breathe.

Should you be exposed to such a condition (i.e., you fall) you are in danger of positional asphyxiation. Should you find yourself in any position other than upright while using this CRÜZR product(s) you must remain calm. Once you have regained your composure, you must, as quickly as possible, using the tree trunk as a hand-hold, maneuver back into an upright position, either standing or seated. Hanging in a CRÜZR saddle in an inverted position exposes you to a risk of serious injury or death. Furthermore, should you experience a fall, you must return to the ground. You MUST retire your CRÜZR saddle from service following a fall.

**WARNING!** If you find yourself hanging in a position other than upright, you MUST maneuver yourself back into an upright position. Failure to follow these instruction may result in serious injury or death!

## STORAGE AND CARE

Your new CRÜZR product(s) is factory finished with a state-of-the-art powder coating that guarantees years of trouble-free service. It is recommended that you store your CRÜZR product out of direct sunlight and out of any other harsh environmental condition(s) that may adversely affect its performance when not in use.


### DISCLAIMER OF WARRANTIES; LIMITATION OF LIABILITY

CRÜZR MAKES NO WARRANTY WHATSOEVER WITH RESPECT TO ITS PRODUCT(S), INCLUDING, ANY WARRANTY OF MERCHANTABILITY, WARRANTY OF FITNESS FOR A PARTICULAR PURPOSE, WARRANTY OF TITLE, OR WARRANTY AGAINST INFRINGEMENT OF INTELLECTUAL PROPERTY RIGHTS OF A THIRD PARTY, WHETHER EXPRESS OR IMPLIED BY LAW, COURSE OF DEALING, COURSE OF PERFORMANCE USAGE OF TRADE, OR OTHERWISE. TO THE FULLEST EXTENT PERMISSIBLE UNDER APPLICABLE LAW, THE PRODUCT(S) ARE PROVIDED TO YOU "AS IS" WITH ALL FAULTS, WITHOUT WARRANTY OF ANY KIND, WITHOUT PERFORMANCE ASSURANCES OR GUARANTEES OF ANY KIND, AND YOUR USE OF THE PRODUCT IS AT YOUR SOLE RISK.

IN NO EVENT SHALL CRÜZR BE LIABLE UNDER ANY CIRCUMSTANCES TO YOU OR ANY OTHER PARTY FOR ANY SPECIAL, CONSEQUENTIAL, OR INCIDENTAL DAMAGES ARISING OUT OF OR IN ANY WAY CONNECTED WITH THE PRODUCT(S), EVEN IF CRÜZR OR ANY OF ITS AFFILIATES HAVE BEEN ADVISED OF THE POSSIBILITY OF SUCH DAMAGES. IN NO EVENT SHALL CRÜZR OR ANY OF ITS AFFILIATES BE LIABLE TO YOU OR ANY OTHER PARTY FOR LOSS, DAMAGE OR INJURY OF ANY KIND.

## OPTIONAL ACCESSORIES AND REPLACEMENT PARTS

Any number of innovative accessories are available and sold separately to compliment your new climbing system. Only genuine authorized accessories shall be used with your climbing/treestand system. Genuine CRÜZR replacement parts are also available online or via telephone. Should you require CRÜZR parts or service, or if you just have a question about this, or any other product(s), simply give one of our CRÜZR customer service representatives a call (833) 278-9792 or visit us online at [CRUZR.com](http://CRUZR.com).



**CRÜZR**  
1380 N Washington Ave STE C  
Cookeville, TN 38501  
**CRUZR.com**  
**(833) 278-9792**